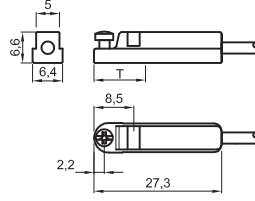
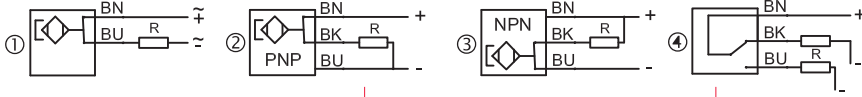


FPV



Side mounting.
 Small dimensions. Long electrical life.
 Designed for cylinders with a suitable groove, but clamps are also available for most other cylinders on the market.
 Standard sensitivity suitable for most cylinders.
 One single switch type can be used for different brands of cylinder.
 Body material: Polyamide.
 Centre of the sensitive area: electronic, T = 10 mm; reed, T = 13 mm

Inserimento laterale.
 Piccole dimensioni. Lunga vita elettrica.
 Progettato per cilindri con cava già predisposta. Sono inoltre disponibili staffe per molti altri cilindri in commercio.
 Sensibilità standard adatta alla maggior parte dei cilindri.
 Un unico tipo di interruttore può essere utilizzato per differenti marche di cilindri.
 Materiale del corpo: Poliammide
 Centro della zona sensibile: elettronico, T = 10 mm; reed, T = 13 mm




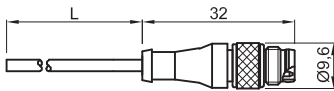
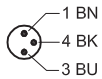
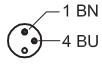

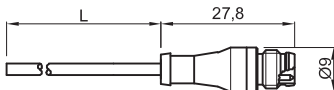
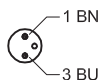

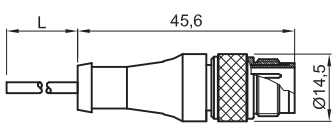
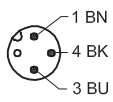


		electronic (magneto-resistance)						reed											
wiring diagram collegamento																			
switching logic tipo contatto		[switch symbols]						[switch symbols]											
output uscita		②	③	②	②	③	②	①	①	①	①	②	①	①	①	②	④	-	-
		PNP	NPN	PNP	PNP	NPN	PNP	-	-	-	-	PNP	-	-	-	PNP	-	-	
wires fili		3	3	3	3	3	3	2	2	2	2	3	2	2	2	3	3	-	-
led colour colore led																			
signal segnale		yellow	yellow	yellow	yellow	yellow	yellow	yellow	-	-	yellow	yellow	-	-	yellow	yellow	-	-	
supply alimentazione		-	-	green	green	green	-	-	-	-	-	-	-	-	-	-	-	-	
ratings dati elettrici																			
ac [V]		-	-	-	-	-	-	3...250	3...130	3...130	3...130	-	3...130	3...130	3...130	-	3...130	-	-
dc [V]		10...30	10...30	10...30	10...30	10...30	10...30	3...250	3...130	3...130	3...130	5...30	3...130	3...130	3...130	5...30	3...130	-	-
voltage drop caduta tensione @10mA [V]		0,8	0,8	0,8	0,8	0,8	0,8	3,2	0,1	0,1	3,2	0,5	0,1	0,1	3,2	0,5	0,1	-	-
max current corrente max [mA]		200	200	100	100	100	60	50	500	500	50	50	1000	1000	50	50	1000	-	-
max power potenza max [W]		6	6	3	3	3	6	10	10	10	10	10	20	20	20	20	20	-	-
protection protezione																			
degree grado (IEC 60529)		IP68	IP68	IP68	IP68	IP68	IP68	IP68	IP68	IP65	IP68	IP68	IP68	IP65	IP68	IP68	IP68	-	-
overcurrent transients transitori extracorrente		-	-	●	●	●	-	●	-	-	●	●	-	-	●	●	-	-	
overvoltage transients transitori extra tensione		-	-	-	-	-	-	-	-	-	-	-	-	-	-	-	-	-	
polarity reversal inversione polarità		●	●	●	●	●	●	●	●	●	●	-	●	●	●	-	-	-	
short circuit corto circuito		-	-	●	●	●	-	-	-	-	-	-	-	-	-	-	-	-	
corrosion resistance resistenza corrosione		3	3	3	3	3	3	3	3	3	3	3	3	3	3	3	3	-	-
explosion esplosione (atex)		-	-	-	-	-	3GD	-	-	-	-	-	-	-	-	-	-	-	
welding disturbance disturbi da saldatura		-	-	-	-	-	-	-	-	-	-	-	-	-	-	-	-	-	
other data altri dati																			
temperature temperatura [°C]		-20+70	-20+70	-20+70	-20+70	-20+70	-20+55	-20+70	-20+70	-20+120	-20+70	-20+70	-20+70	-20+120	-20+70	-20+70	-20+70	-	-
housing material materiale custodia		PA	PA	PA	PA	PA	PA	PA	PA	PA	PA	PA	PA	PA	PA	PA	PA	-	-
switching time commutazione [ms]																			
on		0,2	0,2	0,2	0,2	0,2	0,2	0,5	0,5	0,5	0,5	0,5	0,5	0,5	0,5	0,5	0,5	-	-
off		0,1	0,1	0,1	0,1	0,1	0,1	0,1	0,1	0,1	0,1	0,1	0,1	0,1	0,1	0,1	0,1	-	-
circuit description descrizione circuito		F86E2T	F87E2T	F88E2M	F89E2M	F90E2M	F86E2T	318A0T	400A60	400A60	418A6T	419A3T	800C60	800C60	818C6T	819C3T	900S60	-	-

cable cavo																						
material materiale	colour colore	max temp. temp. max	description descrizione																			
pvc	ral 9005 black nero	90°	N107	☹	☹	☹	☹	☹	☹	☹	F3344	F3300	F3301	F3302	☹	F3343	F3323	F3324	☹	☹	-	-
pvc	ral 9005 black nero	90°	N108	F3333	F3334	F3335	F3336	F3337	☹	☹	☹	☹	F3338	☹	☹	☹	F3339	F3340	-	-	-	-
pvc CEI 20-22 II	ral 7035 grey grigio	90°	N112	F3303	F3304	F3305	F3306	F3307	F3341	☹	☹	☹	☹	F3308	☹	☹	☹	F3325	F3326	-	-	
pur	ral 9005 black nero	80°	C145	F3309	F3310	F3311	F3312	F3313	☹	☹	☹	☹	F3314	☹	☹	☹	F3327	F3328	-	-	-	-
pur	ral 7001 grey grigio	80°	C144	F3315	F3316	F3317	F3318	F3319	☹	☹	☹	☹	F3320	☹	☹	☹	F3329	F3330	-	-	-	-
armoured stainless steel armato inox		120°	S131	☹	☹	☹	☹	☹	☹	☺	☺	F3322	☺	☹	☺	F3332	☺	☹	☹	-	-	-




? choose your product in three easy steps
 scegli il tuo prodotto in tre comodi passaggi

A + B + C = F0000 00 3000
 (part number composition example | esempio composizione codice d'ordine)

connector type tipo connettore				B
no connector nessun connettore				00
RELM M8 straight 24V suitable for distribution box M8 diretto 24V adatto per scatole di distribuzione			 	01
REOM M8 straight 110V M8 diretto 110V				12
RDLM M12 straight 110V suitable for distribution box M12 diretto 110V adatto per scatole di distribuzione				21

part number | codice ordine





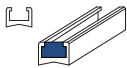











NOTE | NOTA

- preferred items
articoli preferenziali
 -  not possible product
prodotto non possibile
 -  page reference
pagina di riferimento
 -  only on request
solo a richiesta
- BN = brown marrone BU = blue blu BK = black nero

cable length | lunghezza cavo (L)
 other special lengths available on request
 altre lunghezze speciali disponibili a richiesta

	C
300 mm	0300
600 mm	0600
3000 mm	3000
6000 mm	6000
10000 mm	MT10
15000 mm	MT15

part number | codice ordine

clamps and brackets fascette e staffe					direct mounting montaggio diretto		accessories accessori	
 FA 25 4-1	 FA 45 + FA 60 4-2	 FA 54 4-4	 FA 61 4-4				 FA 02 6 mm rail profilo 6 mm 4-1	
 FA 26 4-1	 FA 46 4-2							
 FA 45 + FA 60 4-2	 FA 50 4-3							
 FA 46 4-2								
 round rotondo	 tie-rod tirante	 mickey estruso	 wide groove cava larga	 6 mm rail profilo 6 mm	 6 mm groove cava 6 mm			